





















## Agree or Disagree Questions

					% Agree	% Agree HU	% Agree not HU	% Agree PK-5	% Agree 6-8	% Agree 9-12
4. This school promotes academic success for all students.	37%	45%	14%		83% (132)	94% (16)	81% (116)	87% (105)	74% (47)	100% (2)
5. This school clearly tells students in advance what will happen if they break school rules.					77% (132)	81% (16)	77% (116)	79% (105)	70% (47)	100% (2)
6. This school challenges my child/children academically.					76% (132)	81% (16)	75% (116)	79% (105)	70% (47)	100% (2)
7. This school encourages all students to enroll in challenging courses regardless of their race, ethnicity, or nationality.					69% (132)	75% (16)	68% (116)	70% (105)	66% (47)	100% (2)
8. This school gives all students opportunities to "make a difference" by helping other people, the school, or the community.					95% (132)	94% (16)	96% (116)	95% (105)	96% (47)	100% (2)
9. This school keeps me well-informed about school activities.	55%	39%	5%		94% (127)	100% (16)	94% (111)	95% (103)	95% (43)	100% (2)
10. This school is an inviting place for students to learn.					97% (127)	94% (16)	97% (111)	99% (103)	93% (43)	100% (2)
11. This school makes learning enjoyable for my child/children.					97% (127)	94% (16)	97% (111)	98% (103)	93% (43)	100% (2)
12. This school welcomes input and suggestions from parents.	45%	43%	8%		87% (127)	94% (16)	86% (111)	92% (103)	79% (43)	100% (2)
13. This school provides students with healthy food choices.					69% (127)	69% (16)	68% (111)	72% (103)	58% (43)	100% (2)
14. This school provides enough time for my child/children to eat lunch.					58% (127)	63% (16)	58% (111)	61% (103)	53% (43)	100% (2)
15. This school communicates the importance of respecting all cultural beliefs and practices.					94% (127)	94% (16)	95% (111)	97% (103)	86% (43)	100% (2)
16. This school provides instructional materials that reflect my child's culture, ethnicity and identity.					72% (127)	56% (16)	75% (111)	75% (103)	74% (43)	100% (2)
17. This school enforces school rules equally for my child/children and all students.					75% (127)	81% (16)	74% (111)	77% (103)	72% (43)	100% (2)
18. This school provides quality activities that meet my child's/children's interests and talents, such as sports, clubs, and music.					70% (126)	81% (16)	68% (110)	79% (102)	44% (43)	100% (2)
19. This school is a safe place for my child/children.					94% (126)	88% (16)	95% (110)	93% (102)	88% (43)	100% (2)



### Problem or Not a Problem Questions

		% Less Problem Overall	% Less Problem HU	% Less Problem not HU	% Less Problem PK-5	% Less Problem 6-8	% Less Problem 9-12
35. How much of a problem is Student tobacco use (cigarette smoking and/or smokeless tobacco such as dip, chew, or snuff)?		71% (121)	56% (16)	73% (105)	72% (99)	73% (40)	100% (2)
36. How much of a problem is Student use of electronic cigarettes, e-cigarettes or other vaping device such as e-hookah, hook pens or vape pens?		72% (120)	63% (16)	73% (104)	71% (98)	75% (40)	100% (2)
37. How much of a problem is Student alcohol and drug use?		65% (118)	56% (16)	67% (102)	66% (97)	62% (39)	100% (2)
38. How much of a problem is Harassment or bullying of students?		75% (121)	63% (16)	77% (105)	74% (99)	78% (40)	100% (2)
39. How much of a problem is Physical fighting between students?		75% (121)	63% (16)	77% (105)	73% (99)	j T* E'	

### Too Little, Too Much Questions

		% About the Right Amount	% About the Right Amount HU	% About the Right Amount not	% About the Right Amount PK-5	% About the Right Amount 6-8	% About the Right Amount 9-12
51. How much emphasis does this school place on standardized testing?		85% (118)	94% (16)	83% (102)	89% (97)	76% (38)	100% (2)

### Yes / No Question

		% Yes Most - All of the Time	% Yes Most - All of the Time HU	% Yes Most - All of the Time not HU	% Yes Most - All of the Time PK-5	% Yes Most - All of the Time 6-8	% Yes Most - All of the Time 9-12
50. Does your child get enough physical activity at school (including physical education and recess)?		53% (120)	63% (16)	52% (104)	60% (98)	33% (39)	100% (2)
53. My school communicates with me in my preferred language.		98% (120)	94% (16)	99% (104)	98% (98)	100% (39)	100% (2)

**Notes:**